



DURA-EDGE



MOUND CLAY
FOR MOUNDS AND HOME PLATE

Your fast track to getting high-wear areas **REINFORCED.**

It's a mound clay for the masses. DuraPitch Premium makes it easier than ever to manage the wear around home plate and the mound. This ready-to-use clay is shredded, screened and premoistened to provide immediate binding upon compaction. Its moderate clay content is more forgiving than higher-content professional clays so your wear areas can be repaired and ready for play in minutes!

- Our most universally adaptable clay
- 40% or more clay content
- Reddish-brown color
- Shredded, screened and premoistened for immediate use right out of the bag
- Use to repair wear in ProLoc Block installations

BEST FOR USE ON:

- Low (infrequent) maintenance ballfields
- Med-High maintenance ballfields
- Youth ballfields — 12 and under
- Adult ballfields — 13 and up

TURFGRASS APPLICATIONS

- Tarping optional
- Tarping **REQUIRED**
- Water access **REQUIRED**

Major League and Minor League Baseball trademarks and copyrights are used with permission of Major League Baseball. Visit MLB.com and MiLB.com.

DURA EDGE



OFFICIAL INFIELD PLAYING SURFACE OF MINOR LEAGUE BASEBALL



PREMIUM **MOUND CLAY** FORTIFICATION

► **YOUTH BASEBALL (12 & up) 6" Mound & Batter's Box**

Approximate volume of DuraEdge Premium Clay



	Area	3"D	4"D
Table	5 sq ft	4 bags	X bags
Front Slope	19 sq ft	15 bags	X bags
Optional Wings	12 sq ft	9 bags	X bags
Total Area	36 sq ft	28 bags	XX bags



	Area	3"D	4"D
Batter's Boxes (2)	36 sq ft	27 bags	36 bags
Catcher's Box	25 sq ft	19 bags	25 bags
Total Area	61 sq ft	46 bags	61 bags

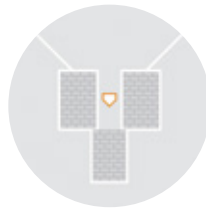
(each batter's box 6' x 3', catcher's box 5' x 5')

► **ADULT BASEBALL (13 & up) 10" Mound & Batter's Box**

Approximate volume of DuraPitch Premium Mound Clay



	Area	3"D	4"D
Table	15 sq ft	12 bags	15 bags
Front Slope	62.5 sq ft	47 bags	63 bags
Total Area	77.5 sq ft	59 bags	78 bags

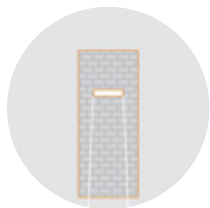


	Area	3"D	4"D
Batter's Boxes (2)	48 sq ft	36 bags	48 bags
Catcher's Box	30 sq ft	23 bags	30 bags
Total Area	78 sq ft	59 bags	78 bags

(each batter's box 6' x 4', catcher's box 5' x 6')

► **SOFTBALL (13 & up) Pitcher's Circle & Batter's Box**

Approximate volume of DuraPitch Premium Mound Clay




	Area	3"D	4"D
Total Area	40 sq ft	30 bags	40 bags



	Area	3"D	4"D
Batter's Boxes (2)	42 sq ft	32 bags	42 bags
Catcher's Box	36 sq ft	27 bags	36 bags
Total Area	78 sq ft	59 bags	78 bags

(each batter's box 7' x 3', catcher's box 6' x 6')

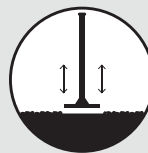
DURAPITCH PREMIUM IS READY TO GO RIGHT OUT OF THE BAG...



1 Excavate area to a three-inch depth.



2 Apply DuraPitch mound clay to area.



3 Rake to match grade then fully compact until firm.



4 Lightly water between lifts. Add clay if low, cut down if high, compact. Lightly water, cover with infield mix or topdressing.



Reference the mound building how-tos in our new **Ballfield Design & Dimensions Guide**
DuraEdge.com/guide

Major League and Minor League Baseball trademarks and copyrights are used with permission of Major League Baseball. Visit MLB.com and MiLB.com.